

Eastland Preparatory Academy

2741 S. Hamilton Road Columbus, Ohio 43232

614.547.4493

www.eastlandprep.org

School Leader: Shannan Enoch

Sponsored by: North Central Ohio Educational Service Center of Tiffin

2018-2019 Annual Report



Our Mission: To provide a quality education within a safe environment that fosters nurturing, lifelong learning, motivation and academic success for every student.

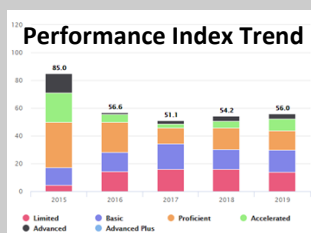


About our School	
School Established.....	2018
Grades Served.....	K-9
Instructional Hours.....	1040
About our Staff	
General Education Teachers.....	15
Teacher Aides.....	2
Specials Teachers.....	1
About our Students	
Number Enrolled.....	254
Black, Non-Hispanic.....	51.4%
White, Non-Hispanic.....	41.3%
Other.....	7.3%
Students with Disabilities.....	14.8%
Economic Disadvantage.....	100%
Attendance Rate.....	83.3%
Chronic Absenteeism.....	59.8%

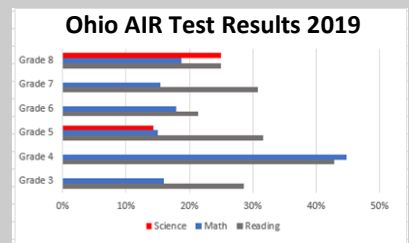


Eastland Preparatory Academy focus to develop students education with a holistic approach. We seek to engage students in the learning process and encourage personal and collective responsibilities through their own intellectual, emotional, social, physical, and creative being.

Ohio local report cards are an important tool to help schools continuously improve. They reflect academic achievement and progress and should be discussed and viewed as **ONE PART** of the school community on the journey to identify and address strengths and weaknesses.



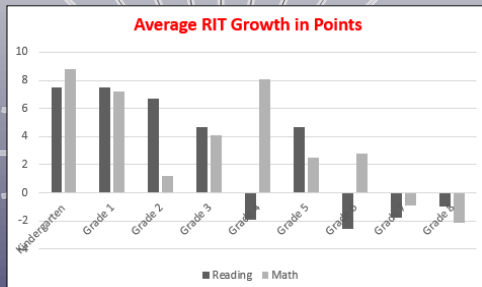
Achievement—F
 Progress—B
 Gap Closing—F
 K-3 Literacy—F
 Overall Grade—D
 2019 PI—56.0




About our Report Card:



NWEA MAP Fall-Spring Growth 2019



RIT Growth measures a student's achievement at any given moment and helps measure their academic growth over time. Teachers call the RIT score "Ready for Instruction Today" in terms of each individual student and meeting at his/her instructional level.



About our Finances:

Revenues	
State Sources	\$2,010,365
Federal Sources	\$ 193,548
Local Sources	\$ 0
TOTAL REVENUES	\$2,203,913

Expenses	
Salary & Wages	\$ 672,376
Employee Benefits	\$ 217,888
Purchased Services	\$1,213,721
Supplies & Materials	\$ 84,336
Other Expenses	\$ 1,459
TOTAL EXPENSES	\$2,189,780



About Student Achievement: